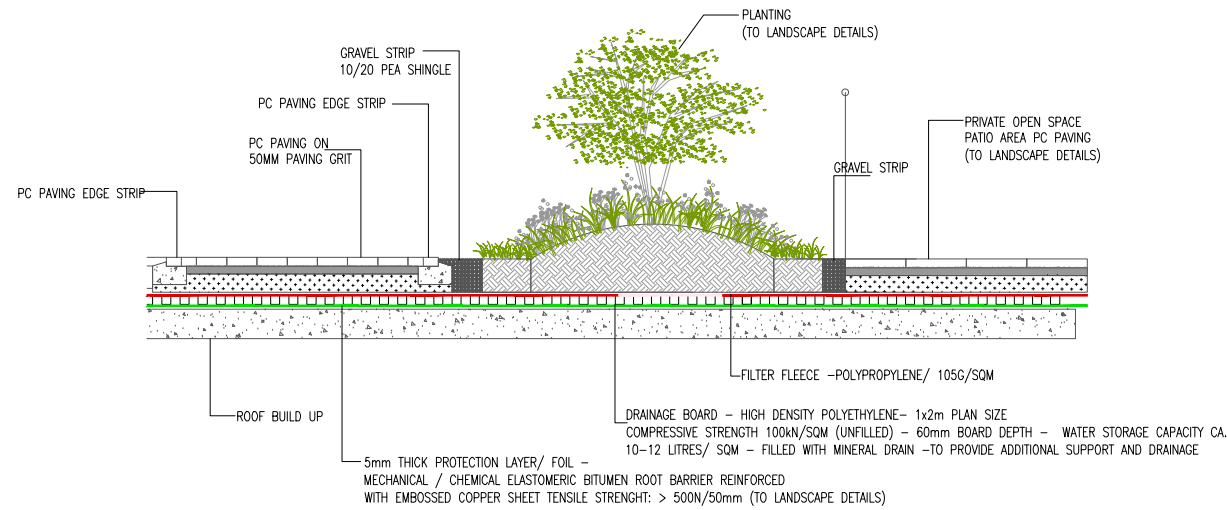
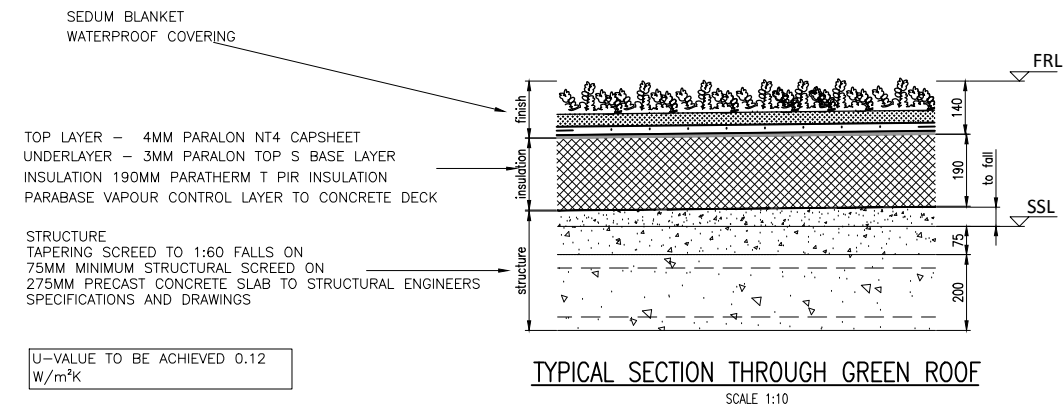


NOTES:

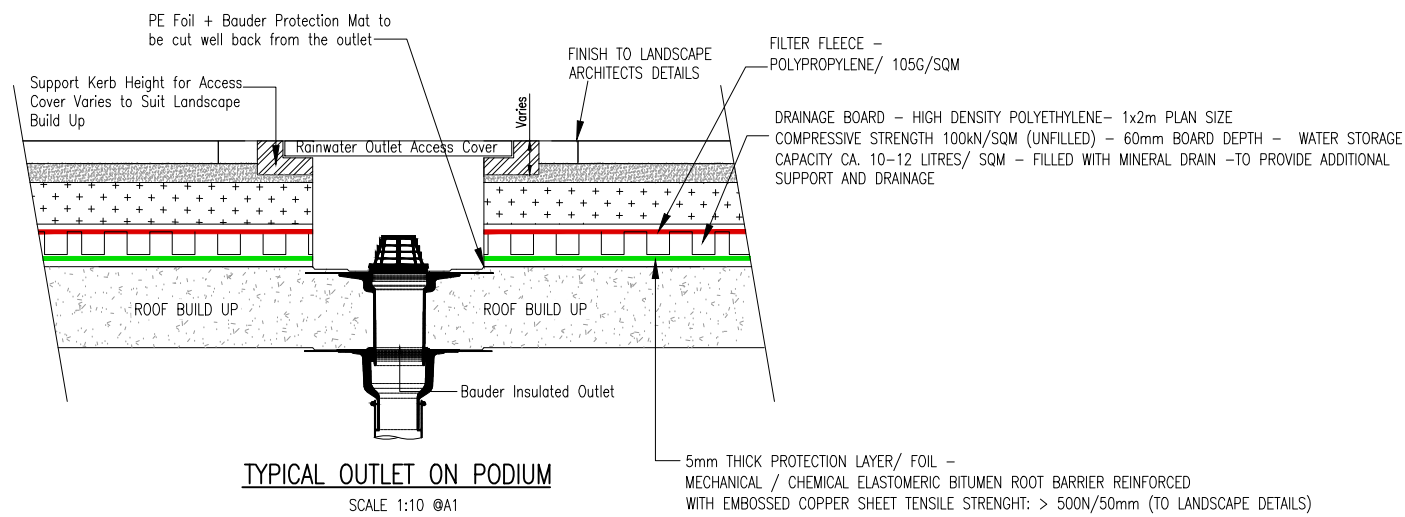
- DO NOT SCALE. USE FIGURED DIMENSIONS ONLY.
- THIS DRAWING IS TO BE READ IN CONJUNCTION WITH ALL OTHER RELEVANT ARCHITECTURAL AND ENGINEERING DRAWINGS.



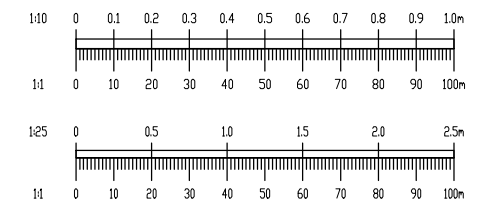
SUDS DETAIL
TYPICAL SECTION THROUGH TREE PIT ON PODIUM
 SCALE 1:25



TYPICAL SECTION THROUGH GREEN ROOF
 SCALE 1:10



TYPICAL OUTLET ON PODIUM
 SCALE 1:10 @A1



REV.	DATE	AMENDMENT	DRN	APPD

STATUS **FOR PLANNING ONLY**
NOT FOR CONSTRUCTION

Waterman Moylan
 Engineering Consultants
 BLOCK 5, EASTPOINT BUSINESS PARK, ALFIE BYRNE ROAD,
 DUBLIN D03 H3F4 IRELAND. Tel: (01) 664 8900
 Email: info@waterman-moylan.ie www.waterman-moylan.ie

CLIENT **KW PRS ICAV ACTING FOR AND ON BEHALF OF ITS SUB-FUND KW PRS FUND 10**
 ARCHITECT **O'MAHONY PIKE ARCHITECTS**

PROJECT **LANDS AT THE GRANGE,
 BREWERY ROAD, STILLORGAN,
 BLACKROCK,
 CO. DUBLIN.**

TITLE **SUDS DRAINAGE DETAILS
 SHEET 2 OF 2**

DRAWN G.Byrne	DESIGNED EC	APPROVED JG	DATE AUG. '19
SCALE AS SHOWN @A1	JOB NO. 18-093	DRG. NO. P207	REVISION